Sundaram Nifty 100 Equal Weight Fund

Type Of Scheme: An open-ended scheme replicating/ tracking NIFTY 100 Equal Weight Index

Product Labeling: Long-term capital appreciation

Fund Details

Date of Inception/ Allotment	Jul 27, 1999
Benchmark Name	NIFTY 100 Equal Weighted Index TR
NAV (Regular Growth)	₹ 172.78
NAV (Direct Growth)	₹ 183.14
NAV (Regular IDCW)	₹ 70.53
NAV (Direct IDCW)	₹ 74.78
AUM (Cr)	₹ 144.03 Cr
AAUM (Cr)	₹ 141.18 Cr

Fund Manager Details

Name of Fund Managers:

- I. Rohit Seksaria

Total Experience: (I) 23 Yrs

Managing Since: (I) 01 Jan 2022

Minimum Investment

Lump sum Amount:	Rs. 100/-& Multiple of Rs. 1/-
SIP Amount:	₹100 (Monthly & Daily), ₹1000 (Weekly), ₹750 (Quarterly)

Load Structure

Exit Load:	NIL

Expense Ratio (Base %)

Regular Plan:	0.9
Direct Plan:	0.5

Quantitative Measures/Risk Measures

Std. Deviation (%):	16.9
Beta (%):	1.0
Tracking Error (%):	0.5
Sharpe Ratio (%):	0.4
Tracking Difference (%):	-0.8
Information Ratio:	-2.3

Performance of the Scheme – CAGR

Compounded Annualised Returns	Scheme (Reg) %	Scheme (Dir) %	Benchmark %
Last 1 year	-3.9	-3.4	-3.3
Last 3 year	12.6	13.1	13.8
Last 5 year	9.4	9.9	10.5
Last 10 year	10.9	11.5	12.1
Since Inception	10.9	11.4	-

Absolute Returns for each F.Y. for last 5 years

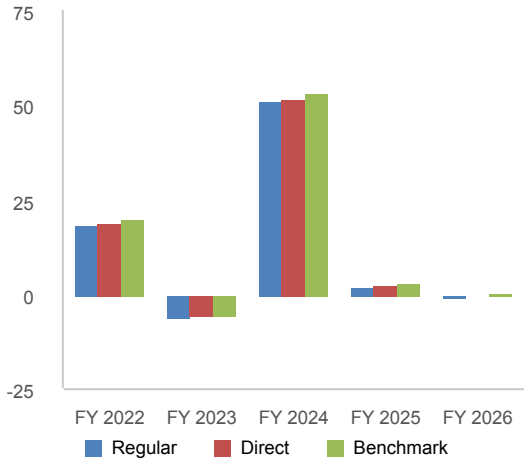

Portfolio Data: Top 10 Holdings

No.	Holding Name	% of Net Assets
1.	Infosys Ltd	1.2%
2.	Wipro Ltd	1.2%
3.	Tata Consultancy Services Ltd	1.2%
4.	Dr. Reddys Laboratories Ltd	1.2%
5.	BSE Ltd	1.2%
6.	Kotak Mahindra Bank Ltd	1.2%
7.	Tech Mahindra Ltd	1.1%
8.	Trent Ltd	1.1%
9.	HCL Technologies Ltd	1.1%
10.	Bharti Airtel Ltd	1.1%

Scheme Riskometer

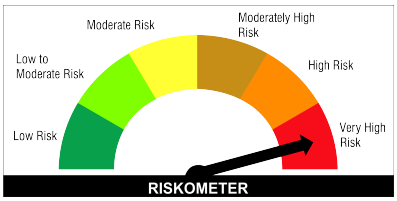

Very High Risk

Benchmark Riskometer

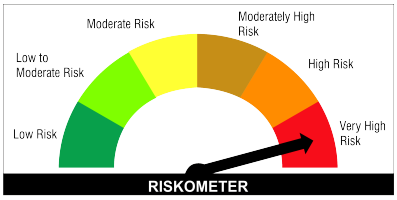

Very High Risk

Major Risk Factors

1. Equity Markets Risk
2. Volatility Risk
3. Liquidity risk
4. Risk of Capital Loss
5. Overseas Investments Risk

Quantitative Measures/Risk Measures

Portfolio Turnover Ratio (Annualized)	
Equity Turnover	29.2
Gross Exposure Turnover (Equity + Debt + Derivatives)	29.2
Average Maturity	-
Macaulay Duration	-
Modified Duration	-
Annualized Portfolio Yield	-
Yield To Maturity	-

Additional Information pertaining to Portfolio of the scheme

- Detailed Investment in Securities
- Allocation of Net Assets by Sector
- Allocation of Net Assets by Asset Class
- **Allocation of Net Assets by Credit Rating** N.A
- **Allocation of Net Assets by Region/Country** India - 100%

Sundaram Nifty 100 Equal Weight Fund

Type Of Scheme: An open-ended scheme replicating/ tracking NIFTY 100 Equal Weight Index

Product Labeling: Long-term capital appreciation

MAJOR CHANGES W.R.T PREVIOUS MONTH –

1. Top 10 changes in Holdings in portfolio of the scheme

Name of securities added	Name of securities deleted/reduced	Total Weightage in %age
Vodafone Idea Ltd		0.9
Indian Railway Finance Corporation Ltd		0.9
Punjab National Bank		1.1
Canara Bank		0.9
Indian Oil Corporation Ltd		1.0
Wipro Ltd		1.2
Samvardhana Motherson International Ltd		0.9
GAIL Ltd		1.0
Union Bank of India		1.0
Tata Steel Ltd		0.9

Total (%) is the Current Weightage in the Portfolio

2. Changes in Expense Ratio of the scheme

Plan	Sep-2026	Oct-2026
Direct	0.5	0.5
Regular	0.9	0.9

3. Changes in Risk-o-Meter of the scheme

Change	Sep-2026	Oct-2026
Direct	Very High Risk	Very High Risk
Regular	Very High Risk	Very High Risk

4. Changes in Credit Quality

Name of security	Sep-2026	Oct-2026
NA	NA	NA

Description/Inference of the Quantitative/Risk Measures

Sr.No	Quantitative Measures/ Risk Measures	Brief description/ Inference of the Quantitative measure
1	**Standard Deviation**	Standard deviation is a statistical measure of the range of an investment's performance.
2	**Sharpe Ratio**	Measure of risk-adjusted returns and is calculated using standard deviation and excess return to determine reward per unit of risk.
3	**Average Maturity**	Weighted Average Maturity of the Assets
4	**Macaulay Duration**	Measure of the average time it takes to receive a bond's cash flows.
5	**Modified Duration**	Price sensitivity and the percentage change in price for a unit change in yield
6	**Annualized Portfolio Yield**	Weighted Average valuation yield of the assets
7	**Yield to Maturity**	Yield to Maturity or the YTM is the rate of return anticipated on a bond if held until maturity

Important Weblinks:

Sr.No	Links	Description
1	[Calc Method]	Mathematical parameters and assumptions.
2	[Risk Factor]	Various risk factors associated with the Scheme
3		Link for SID on AMC website
4	[Investor Service]	Contact details
5	[Grievance Redressal]	Grievance submission page with details showing Escalation matrix

ADDITIONAL DISCLOSURES

The risk free Index is Weighted Average Rate of TREPS 5.77 as on Oct 31, 2026. Different Plans shall have a different expense structure. The expense ratio mentioned is the Base Expense Ratio and excludes brokerage cost, Transaction Cost & GST incurred for the purpose of execution of trade.