

An open ended low duration debt scheme investing in instruments such that the macaulay duration of the portfolio is between 6 months and 12 months. A relatively high interest rate risk and moderate credit risk

FUND CHARACTERISTICS/ HIGHLIGHTS

- Low volatility / low duration fund with steady accrual income.
- Duration will be between 6 to 12 months as per SEBI categorization.

CURRENT PORTFOLIO STRATEGY & POSITIONING

- A major part of the portfolio is deployed in securities with a duration of up to one year.
- The Fund invests in high quality and liquid short-term securities. Corporate Bond exposure is mainly to higher rated instruments to take advantage of higher spread over sovereign securities.
- Macaulay Duration of the fund would be maintained between 6 Months to 1 year.

TARGET INVESTORS

- Investors having investible surplus for 6-12 months.

TOP 5 HOLDINGS

Name	Rating	Weight (%)
Bank of Baroda	IND A1+	9.1
SIDBI	CRISIL AAA	7.5
REC LTD	ICRA AAA	7.4
Jamnagar Utilities and Power Pvt Ltd	CRISIL AAA	5.3
91 Days - T Bill - 28/05/2026	Sovereign	5.3

PORTFOLIO RATING BREAK- UP (%)

Particulars	Weight (%)
Sovereign	6.3
AAA/A1+	72.4
AA	13.0
Capital Markets	0.3
Cash & Others	8.0
R. Repo / TREPS / NCA / Others	0.0

PRC METRICS

Scheme Code	Scheme Name	CRV (Credit Risk Value) 27/02/2026	Duration	CRV Threshold	SID PRC	Current PRC
SPLDF	Low Duration Fund	11.82	0.93	>=10	B3	B1

RATED
AAA
 by CARE


Portfolio YTM

7.0%

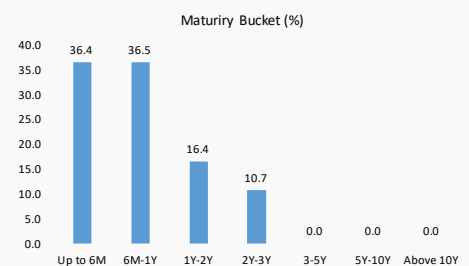

Macaulay Duration

0.9 Years


Modified Duration

0.9 Years


Average Maturity

1.0 Years
MATURITY BUCKET (%)




Performance - Direct Plan

Period	Sundaram Low Duration Fund (%)	Nifty Low Duration Debt Index A-I (TIER I) (%)	CRISIL 1 Yr T-Bill Additional Benchmark (%)	Sundaram Low Duration Fund (₹)	Nifty Low Duration Debt Index A-I (TIER I) (₹)	CRISIL 1 Yr T-Bill Additional Benchmark (₹)
Last 1 year	7.3	6.9	5.7	10,725	10,687	10,570
Last 3 years	7.6	7.3	6.9	12,450	12,359	12,201
Last 5 years	8.0	6.0	5.7	14,667	13,400	13,179
Since Inception	7.2	7.1	6.4	24,906	24,765	22,758

Source: Value Research and In-house. Past performance may or may not be sustained in future. Returns/ investment value are as of February 27, 2026. Returns are on a compounded annual basis for period more than one year and simple annualized basis for up to one-year period and computed using NAV of Direct Plan-Growth Option. Value of ₹10,000 invested at inception is as on February 27 2026.

Performance - Regular Plan

Period	Sundaram Low Duration Fund (%)	Nifty Low Duration Debt Index A-I (TIER I) (%)	CRISIL 1 Yr T-Bill Additional Benchmark (%)	Sundaram Low Duration Fund (₹)	Nifty Low Duration Debt Index (TIER II) (₹)	CRISIL 1 Yr T-Bill Additional Benchmark (₹)
Last 1 year	6.4	6.9	5.7	10,643	10,687	10,570
Last 3 years	6.8	7.3	6.9	12,172	12,359	12,201
Last 5 years	7.2	6.0	5.7	14,141	13,400	13,179
Since Inception	7.0	7.4	6.1	43,000	46,364	35,358

Source: Value Research and In-house. Past performance may or may not be sustained in future. Returns / investment value are as of February 27, 2026 Returns are on a compounded annual basis for period more than one year and simple annualized basis for up to one-year period and computed using NAV of Regular Plan-Growth Option. Value of ₹10,000 invested at inception is as on February 27, 2026.

SCHEME FACTS & FEATURES

Inception	September 2004	Benchmark	Tier I: Nifty Low Duration Debt Index A-I
Month End AUM	₹ 470 Cr. (February 27 2026)	Fund Managers	Mr. Dwijendra Srivastava Mr. Sandeep Agarwal
Average AUM	₹ 469 Cr. (for the month of February 2026)	Plan	Regular and Direct
Minimum Initial Investment	For both Regular and Direct plans ₹1,000	Option	Growth & IDCW (Payout, Reinvestment, Transfer)
Exit Load	Nil		

PERFORMANCE DETAILS OF OTHER FUNDS (DIRECT PLAN) JOINTLY MANAGED BY DWIJENDRA SRIVASTAVA & SANDEEP AGARWAL

Scheme Name	1 year (%)		3 years (%)		5 years (%)	
	Fund	Benchmark	Fund	Benchmark	Fund	Benchmark
Sundaram Debt Oriented Hybrid Fund - Direct Plan	5.9	8.3	8.0	9.2	8.2	7.6
Sundaram Short Term Debt Fund - Direct Plan	7.6	6.9	8.0	7.3	8.0	6.0
Sundaram Low Duration Fund - Direct Plan	7.3	6.9	7.6	7.3	8.0	6.0
Sundaram Banking & PSU Debt Fund - Direct Plan	7.4	7.0	7.6	7.3	5.8	5.9
Sundaram Overnight Fund - Direct Plan	5.6	5.6	6.3	6.4	5.5	5.5
Sundaram Medium Term Bond Fund - Direct Plan	6.2	7.4	6.8	7.7	5.2	6.2

PERFORMANCE DETAILS OF OTHER FUNDS (REGULAR PLAN) JOINTLY MANAGED BY DWIJENDRA SRIVASTAVA & SANDEEP AGARWAL

Scheme Name	1 year (%)		3 years (%)		5 years (%)	
	Fund	Benchmark	Fund	Benchmark	Fund	Benchmark
Sundaram Short Term Debt Fund	7.0	6.9	7.4	7.3	7.4	6.0
Sundaram Debt Oriented Hybrid Fund	5.0	8.3	7.1	9.2	7.2	7.6
Sundaram Low Duration Fund - Regular Plan	6.4	6.9	6.8	7.3	7.2	6.0
Sundaram Overnight Fund - Regular Plan	5.5	5.6	6.2	6.4	5.4	5.5
Sundaram Ultra Short Term Fund - Regular Plan	5.7	6.7	6.1	7.3	5.0	6.2
Sundaram Medium Term Bond Fund - Regular Plan	5.3	7.4	5.9	7.7	4.3	6.2

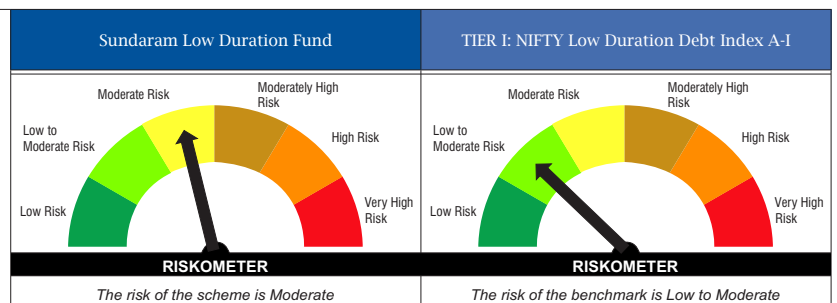
Number of Funds Managed by Mr. Sandeep Aggarwal: 12
Number of Funds Managed by Mr. Dwijendra Srivastava: 15

Source: In-house Computation, Data as on February 27, 2026. Past performance may or may not be sustained in the future and may not necessarily serve as a basis for comparison with other investments. · Period for which scheme's performance has been provided is computed basis last day of the previous month. Returns are computed using the NAV of Regular and Direct Plan - Growth Option, Top & bottom by 5 year period.

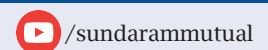
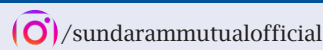
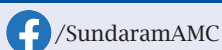
This product is suitable for investors who are seeking*

- Short term income
- Liquidity through investments made primarily in money market and debt securities.

*Investors should consult their financial advisers if in doubt about whether the product is suitable for them.



For more details, consult your Mutual Fund Distributor. You can also call us on 1860 425 7237 or visit www.sundarammutual.com.



Mutual Fund investments are subject to market risks, read all scheme related documents carefully.