

## FUND CHARACTERISTICS/ HIGHLIGHTS

- Short-term income fund investing primarily in high quality short-term debt securities and money market instruments to generate relatively consistent returns.
- Corporate Bond exposure would be predominantly in highest rated instruments.

## CURRENT PORTFOLIO STRATEGY & POSITIONING

- Fund would predominantly invest in the short end of the interest rate curve through high credit quality corporate bonds and money market instruments.
- Investments in medium-long term G-secs and corporate bonds will be for tactical trading to take advantage of market opportunities.
- The focus of the scheme is to generate accrual returns and to aim for capital appreciation while maintaining high credit quality.
- Macaulay Duration of the fund would be maintained between 1 to 3 years.

## TARGET INVESTORS

- Those seeking short-term accrual income with high credit quality.

## TOP 5 HOLDINGS

Name	Rating	Weight (%)
7.10% G-Sec 08/04/2034	Sovereign	12.4
Power Finance Corporation Ltd	CRISIL AAA	9.6
7.37% G-Sec 23/10/2028	Sovereign	7.4
Bharti Telecom Ltd	CRISIL AA+	5.2
NABARD	CRISIL AAA	4.8

## PORTFOLIO RATING BREAK-UP (%)

Particulars	Weight (%)
Sovereign	30.7
AAA/A1+	40.7
AA	18.7
Cash & Others	10.0

**RATED**  
**AAA**  
by ICRA



YTM of Portfolio

**6.9%**



Macaulay Duration

**2.8 Years**



Modified Duration

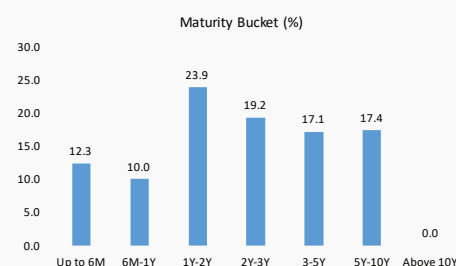
**2.7 Years**



Average Maturity

**3.4 Years**

## MATURITY BUCKET (%)





### Performance - Direct Plan

Period	Sundaram Short Duration Fund (%)	Nifty Short Duration Debt Index A-II (TIER I) (%)	CRISIL 10 Yr T-Bill Additional Benchmark (%)	Sundaram Short Duration Fund (₹)	Nifty Short Duration Debt Index - (TIER II) (₹)	CRISIL 10 Yr T-Bill Additional Benchmark (₹)
Last 1 year	10.0	8.6	12.6	10,998	10,855	11,258
Last 3 years	7.6	6.9	8.6	12,458	12,213	12,801
Last 5 years	9.0	6.3	5.6	15,368	13,581	13,103
Since Inception	7.6	7.5	6.8	24,685	24,329	22,426

Source: Value Research and In-house. Past performance may or may not be sustained in future. Returns/ investment value are as of April 30, 2025. Returns are on a compounded annual basis for period more than one year and simple annualized basis for up to one-year period and computed using NAV of Direct Plan-Growth Option. Value of ₹10,000 invested at inception is as on April 30, 2025

### Performance - Regular Plan

Period	Sundaram Short Duration Fund (%)	Nifty Short Duration Debt Index A-II (TIER I) (%)	CRISIL 10 Yr T-Bill Additional Benchmark (%)	Sundaram Short Duration Fund (₹)	Nifty Short Duration Debt Index - (TIER II) (₹)	CRISIL 10 Yr T-Bill Additional Benchmark (₹)
Last 1 year	9.3	8.6	12.6	10,932	10,855	11,258
Last 3 years	7.0	6.9	8.6	12,246	12,213	12,801
Last 5 years	8.3	6.3	5.6	14,925	13,581	13,103
Since Inception	7.2	7.4	6.5	48,834	50,404	41,503

Source: Value Research and In-house. Past performance may or may not be sustained in future. Returns/ investment value are as of April 30, 2025. Returns are on a compounded annual basis for period more than one year and simple annualized basis for up to one-year period and computed using NAV of Regular Plan-Growth Option. Value of ₹10,000 invested at inception is as on April 30, 2025.

### SCHEME FACTS & FEATURES

Inception	September 2002	Benchmark	Tier I: Nifty Short Duration Debt Index A-II
Month End AUM	₹ 211 Cr. (April 30, 2025)	Fund Managers	Mr. Dwijendra Srivastava Mr. Sandeep Agarwal
Average AUM	₹ 208 Cr. (for the month of April 2025)	Plan	Regular and Direct
Minimum Initial Investment	For both Regular and Direct plans ₹5,000	Option	Growth & IDCW (Payout, Reinvestment, Transfer)
Exit Load	Nil		

### PERFORMANCE DETAILS OF OTHER FUNDS (DIRECT PLAN) JOINTLY MANAGED BY DWIJENDRA SRIVASTAVA & SANDEEP AGARWAL

Scheme Name	1 year (%)		3 years (%)		5 years (%)	
	Fund	Benchmark	Fund	Benchmark	Fund	Benchmark
Sundaram Debt Oriented Hybrid Fund - Direct Plan	10.0	10.3	9.1	9.0	10.6	9.2
Sundaram Short Term Debt Fund - Direct Plan	10.0	8.6	7.6	6.9	9.0	6.3
Sundaram Low Duration Fund - Direct Plan	8.6	7.8	7.3	6.9	8.1	5.9
Sundaram Medium Term Bond Fund - Direct Plan	9.1	10.2	6.4	7.0	5.7	6.9
Sundaram Money Fund - Direct Plan	7.4	7.3	6.9	6.9	5.6	5.5
Sundaram Overnight Fund - Direct Plan	6.6	6.6	6.4	6.4	5.1	5.1

### PERFORMANCE DETAILS OF OTHER FUNDS (REGULAR PLAN) JOINTLY MANAGED BY DWIJENDRA SRIVASTAVA & SANDEEP AGARWAL

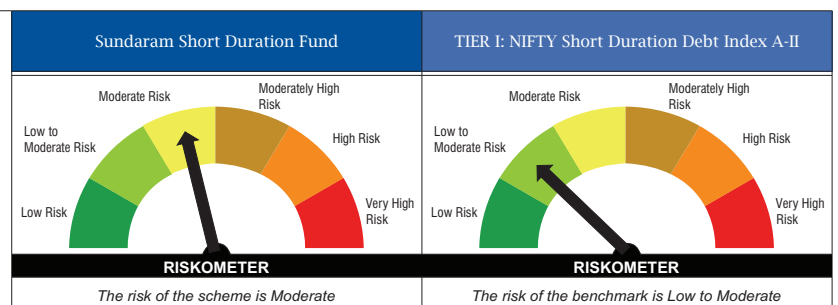
Scheme Name	1 year (%)		3 years (%)		5 years (%)	
	Fund	Benchmark	Fund	Benchmark	Fund	Benchmark
Sundaram Debt Oriented Hybrid Fund	9.0	10.3	8.1	9.0	9.6	9.2
Sundaram Short Term Debt Fund	9.3	8.6	7.0	6.9	8.3	6.3
Sundaram Low Duration Fund - Regular Plan	7.7	7.8	6.5	6.9	7.3	5.9
Sundaram Overnight Fund - Regular Plan	6.5	6.6	6.3	6.4	5.0	5.1
Sundaram Ultra Short Term Fund - Regular Plan	6.6	7.7	5.9	7.1	4.7	5.9
Sundaram Medium Term Bond Fund - Regular Plan	8.2	10.2	5.5	7.0	4.7	6.9

Source: In-house Computation, Data as on April 30, 2025. Past performance may or may not be sustained in the future and may not necessarily serve as a basis for comparison with other investments. · Period for which scheme's performance has been provided is computed basis last day of the previous month. Returns are computed using the NAV of Regular Plan - Growth Option, Top & bottom by 5 year period.

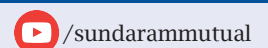
#### This product is suitable for investors who are seeking\*

- Income and capital appreciation by investing in a portfolio comprising of fixed income securities.
- Having a macaulay duration is between 1 year and 3 years.

\*Investors should consult their financial advisers if in doubt about whether the product is suitable for them.



For more details, consult your Mutual Fund Distributor. You can also call us on 1860 425 7237 or visit [www.sundarammutual.com](http://www.sundarammutual.com).



Mutual Fund investments are subject to market risks, read all scheme related documents carefully.